

Laborshed Analysis

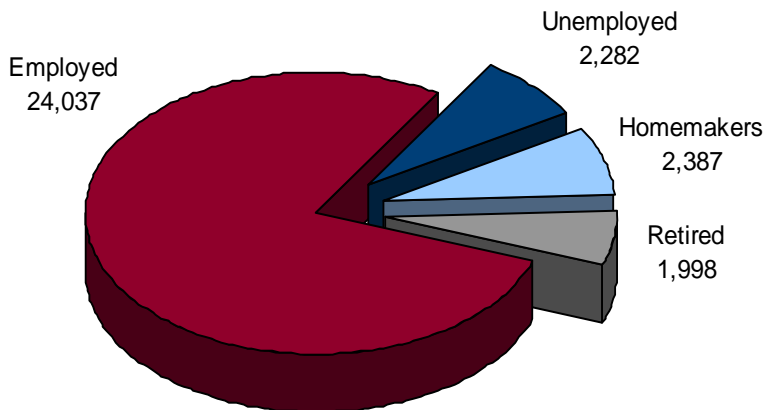
A Study of Workforce Characteristics
Released September 2008

Laborshed Studies

A Laborshed is defined as the area or region from which an employment center draws its commuting workers. To determine the approximate boundaries of the Clinton Laborshed area, local employers supplied the ZIP code listings of where each of their employees reside. This Laborshed analysis addresses underemployment, the availability and willingness of current and prospective employees to change employment within the workforce, current and desired occupations, wages, hours worked, and distance willing to commute to work. See *contact information on back*.

Total Potential Labor Force: 232,458 (entire Laborshed Area)

Estimated Number of Individuals Very Likely or Somewhat Likely to Change or Accept Employment (30,704)



Quick Facts:

(Employed - willing to change employment)

- 12.3% are working multiple jobs;
- Currently working an average of 41 hours per week;
- Average age is 43 years old;
- 32.1% currently working within the professional, paraprofessional, & technical occupational category followed by 30.9% within the production, construction, & material handling occupational category;
- Most frequently identified job search sources:
 - Internet
 - www.qcemploye.com
 - www.iowaworkforce.org
 - Local/Regional newspapers
 - Quad City Times - Davenport
 - Clinton Herald
 - Local Iowa Workforce Development Centers
 - Networking through friends, family, or acquaintances

Underemployment:

The underemployed are composed of individuals who are working fewer than 35 hours per week but desire more hours; working at wages equal to or less than the national poverty level; and/or who are working in positions that do not meet their skill or education levels or worked for higher wages at previous employment.

- 1.0% Inadequate hours (240 people)
- 0.5% Low income (120 people)
- 2.0% Mismatch of skills (481 people)
- 3.0% Total estimated underemployment (721 people)

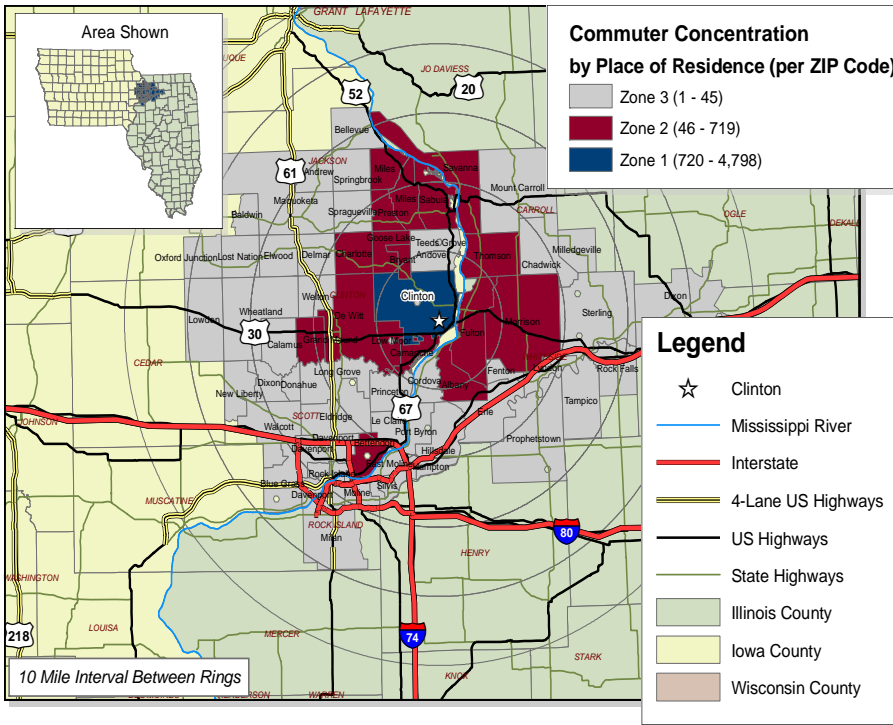
Individuals may be underemployed for more than one reason; but are only counted once for total estimated underemployment.

Industrial Classification of the Employed

Industry	% of Laborshed	# of Employed
Health Care & Social Services	21.3%	37,531
Manufacturing	17.9%	31,540
Education	12.6%	22,202
Wholesale & Retail Trade	11.7%	20,616
Public Administration & Government	7.0%	12,334
Transportation, Communication, & Utilities	6.3%	11,101
Construction	5.6%	9,867
Professional Services	5.3%	9,339
Personal Services	4.0%	7,048
Finance, Insurance, & Real Estate	3.7%	6,520
Military and Other	2.3%	4,053
Agriculture	1.3%	2,291
Entertainment & Recreation	1.0%	1,762

Survey respondents from the Clinton Laborshed area were asked to identify the industry in which they are currently working. The largest concentration of workers are employed in the health care & social services industry as shown in the table at left.

Clinton Commuting Area



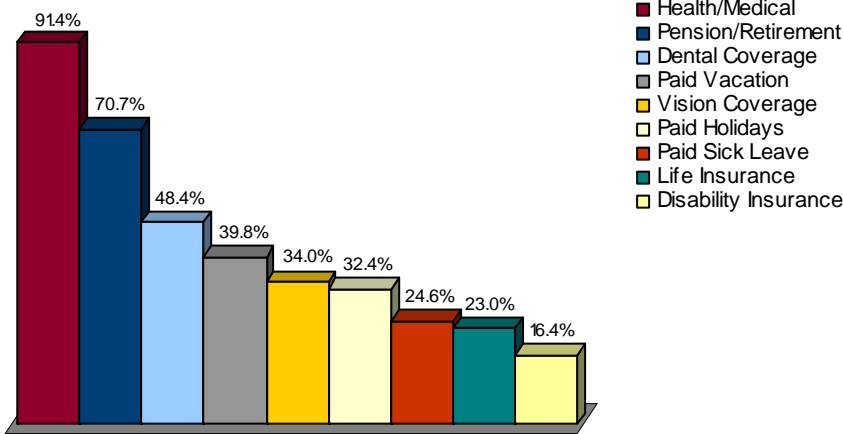
Commuting Statistics

The map at the left represents commuting patterns into Clinton with the concentration per ZIP code represented in the legend.

Those who are willing to change employment in the Clinton Laborshed area are willing to commute an average of 26 miles one way for employment opportunities.



Benefits Currently Offered



The survey provides the respondents an opportunity to identify employment benefits they currently are offered. The chart at left provides the percentage of responses from those that are currently employed. The top nine benefits are shown.

The majority (74.3%) of respondents are currently sharing the cost of premiums with the employer. However, 17.4 percent of the employers in the area pay the entire cost of insurance premiums as a benefit for their employees.

Education and Median Wage Characteristics by Industry

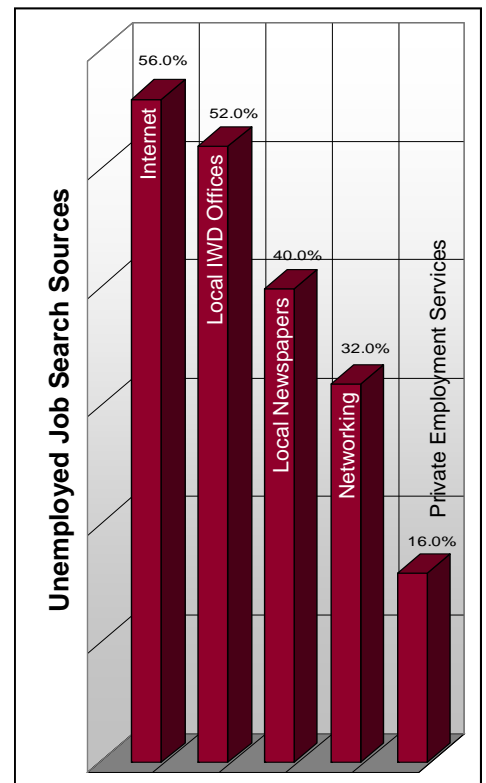
Industry	Education			Median Wages	
	Some Level Beyond High School	Associate Degree	Undergraduate Degree or Higher	Salary Wages (per year)	Non-Salary Wages (per hour)
Agriculture	*	*	*	*	*
Construction	38.1%	9.5%	4.8%	*	\$24.00
Manufacturing	50.7%	14.7%	10.6%	\$48,500	\$16.86
Transportation, Communication, & Utilities	60.6%	18.2%	12.2%	\$84,000	\$20.00
Wholesale & Retail Trade	60.8%	17.6%	17.7%	\$65,000	\$10.00
Finance, Insurance, & Real Estate	56.2%	18.8%	18.8%	\$28,500	\$10.75
Health Care & Social Services	84.2%	25.0%	36.8%	\$47,500	\$18.00
Personal Services	66.7%	11.1%	22.3%	*	\$19.00
Entertainment & Recreation	*	*	*	*	*
Professional Services	63.2%	10.5%	36.8%	*	\$12.54
Public Administration & Government	82.1%	17.9%	35.7%	\$48,000	\$20.50
Education	85.1%	4.3%	57.5%	\$40,000	\$11.00

This table includes all respondents without consideration of employment status or willingness to change/enter employment.

*Insufficient survey data/refused

Unemployed - Those Willing to Enter/Re-enter Employment:

- An estimated 2,282 unemployed individuals are willing to accept employment;
- Average age is 47 years old;
- Education:
 - 69.2% have an education beyond high school
 - 3.8% completed vocational training
 - 15.4% have an associate degree
 - 11.5% have an undergraduate degree
 - 7.7% have an postgraduate/professional degree
- Estimated wage range to attract the upper 66-75% qualified hourly wage applicants is \$16.38 to \$20.00/hr. with a median of the lowest wage of \$11.00/hr.;
- Willing to commute an average of 21 miles one way for the right opportunity;
- 64.0% expressed interest in seasonal and 64.0% in temporary employment opportunities;
- 28.0% are interested in working varied shifts (2nd, 3rd & split);
- Would prefer to enter employment that offers the following benefits:
 - Health/medical insurance
 - Pension/retirement options
 - Dental coverage
 - Vision coverage
 - Paid vacation
 - Paid holidays
 - Paid sick leave
 - Tuition assistance/reimbursement
 - Prescription drug coverage
- 77.8% of the unemployed are seeking employment offers where the employer shares the cost of medical insurance premiums.



Sponsored in Partnership with



For more information regarding the Clinton Laborshed Study, contact:

Clinton Regional Development Corp.
114 8th Avenue South
Clinton, Iowa 52732
Phone: 563-242-4536
Fax: 563-424-4554
Email: sames@clintondevelopment.com
www.clintondevelopment.com

This information is analyzed and compiled by the
Iowa Workforce Development
Research & Strategic Initiatives Unit
1000 E. Grand Avenue, Des Moines, Iowa 50319
(515) 281-4896
www.iowaworkforce.org